

# NGS Genotyping-by-Sequencing

NEBNext DIRECT<sup>®</sup> GENOTYPING SOLUTION



*be* INSPIRED  
*drive* DISCOVERY  
*stay* GENUINE



# Your Genotyping Solution –



## NEBNext Direct Genotyping Solution – High-throughput targeted genotyping for Illumina® Sequencing

The NEBNext Direct Genotyping Solution combines highly multiplexed, capture-based enrichment with maximum efficiency next generation sequencing to deliver cost-effective, high-throughput genotyping for a wide variety of applications. Applicable for ranges spanning 100-5,000 markers, pre-capture multiplexing of up to 96 samples combined with dual indexed sequencing allows over 3.8 million genotypes in a single Illumina sequencing run.

### Features:

- Single-day workflow
- 96-plex pre-capture sample multiplexing of 100-5,000 markers
- Bait design and sample multiplexing to maximize sequencer efficiency
- High specificity and coverage uniformity

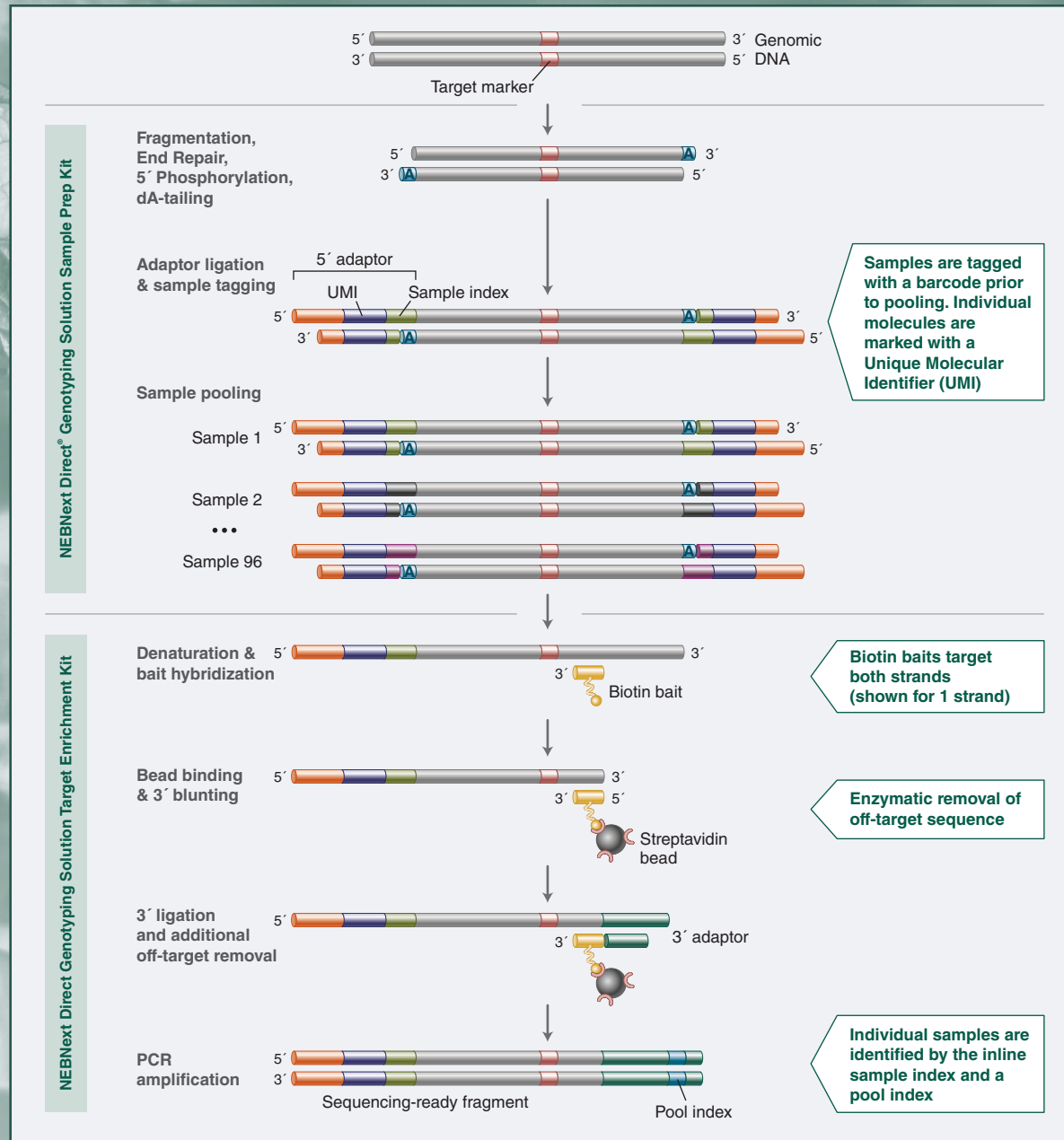
### NGS-based targeted genotyping for a wide range of applications

		
PLANT	ANIMAL	HUMAN
Marker assisted selection / breeding	Mouse Genotyping	Biobanking
Quantitative Trait Locus (QTL) Screening	Livestock Breeding	NGS Sample Tracking



# NEBNext Direct

The NEBNext Direct Genotyping Solution begins with 25-100 ng of purified genomic DNA. The DNA molecules are enzymatically fragmented and 5' tagged with an Illumina-compatible P5 adaptor, incorporating both an inline sample index to tag each sample prior to pooling and an inline Unique Molecular Identifier (UMI) to mark each unique DNA fragment within the samples. Up to 96 samples are subsequently pooled together prior to hybridization-based enrichment using biotinylated baits and captured on streptavidin beads. For the remainder of the protocol, up to 96 samples are processed as a single pool through ligation of a 3' adaptor, removal of off-target sequence and final PCR, which amplifies the material and adds a second pool index to produce the final sequencing-ready fragment.



# Sample Indexing and Multiplexing

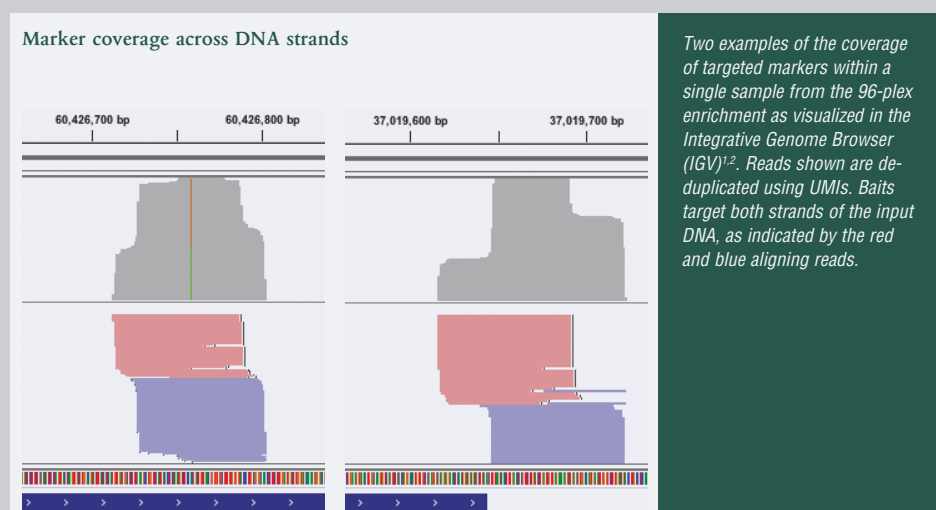
With 96 pre-capture sample indexes and 8 post-capture pool indexes available, up to 96 samples can be combined for a single capture, and 768 samples can be pooled into a single Illumina sequencing run. Additionally, a 12 bp Unique Molecular Identifier (UMI) is added prior to sample pooling and enrichment, allowing for accurate assessment of input coverage and improving the accuracy of genotyping calls. Finally, sequencing cycle numbers are optimized to sequence only the necessary target region, indexes and UMI required for marker genotyping. The NEBNext Direct Genotyping Solution is compatible with the full range of Illumina sequencers.

## NEBNext Direct Genotyping Solution Sequencing Read Structure



## Optimized Bait Design

The NEBNext Direct Genotyping Solution employs a purpose-built bait designer that has been optimized to provide both highly specific capture of target loci and maximized sequencer efficiency. By designing baits independently to each target DNA strand with proximity to the target loci, shorter sequence reads can be utilized for genotyping calls. Further, by removing upstream off-target sequence, individual baits can be unambiguously linked to their corresponding sequencing read, presenting opportunities for bait optimization on a per target level and resulting in extremely uniform coverage levels across markers.



1. Robinson, J.T., et al (2011) *Nat Biotech.*, 29, 24-26.

2. Thorvaldsdottir, H., et al (2013) *Briefings in Bioinformatics.* 14, 178-192.

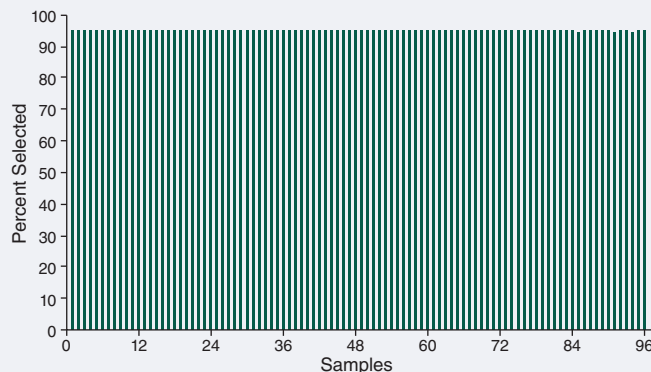
# Performance

The NEBNext Direct Genotyping Solution produces reliable and accurate genotyping calls using fewer sequencing reads. This is achieved through the combination of highly specific and highly consistent enrichment across targeted loci, resulting in less sequencing data due to off-target sequence, while ensuring more markers can be included in analyses.

## Highly specific enrichment across 96 pooled samples

Pre-capture pooling of 96 samples provides additional advantages, both in the significant reduction in pipetting steps, reducing plastic waste and consumables cost, as well as in the benefits from leveraging higher-throughput, lower cost sequencing platforms and configurations. Up to 768 samples can be pooled together in a single sequencing run.

Specificity of enrichment of NEBNext Direct Genotyping Solution across 96 pooled samples

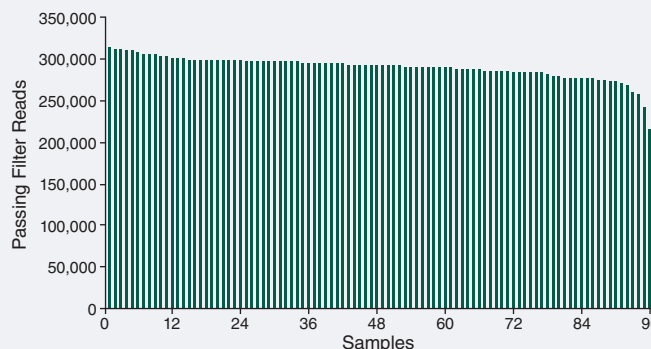


The percent of passing filter reads mapping to targeted regions demonstrates high specificity across 96 multiplexed samples using the NEBNext Direct Genotyping Solution. 25 ng of purified tomato DNA was used as input for each sample. Samples were index-tagged and pooled prior to hybridization and Libraries were sequenced on an Illumina MiSeq® with 20 cycles of Read 1 to sequence the 12 base UMI and 8 base sample index, and 75 cycles of Read 2 to sequence the targets.

## Consistent coverage across 96 samples

Capture-based enrichment has distinct advantages over amplification-based methods in producing highly even coverage across targeted loci. Even coverage across the targeted loci reduces the total amount of sequencing data required, and maximizes the number of markers included in analyses.

Passing filter reads across 96 pooled samples

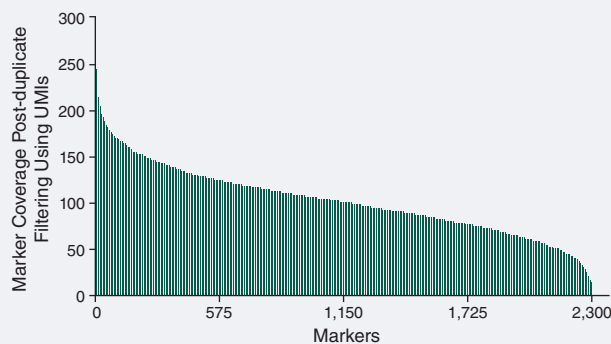


Passing filter reads across 96 tomato DNA samples that were enriched using a genotyping panel consisting of 2,309 publicly available SolCAP markers and the NEBNext Direct Genotyping Solution. 25 ng of purified tomato DNA was used for each sample. Samples were index-tagged and pooled prior to hybridization and libraries were sequenced on an Illumina MiSeq with 20 cycles of Read 1 to sequence the 12 base UMI and 8 base sample index, and 75 cycles of Read 2 to sequence the targets.

## Superior coverage uniformity

NEBNext Direct produces highly consistent, highly specific enrichment across samples, with >90% of sequencing reads mapping to the targeted regions. High specificity is achieved through the unique combination of capture-based enrichment conditions optimized for genotyping applications with proprietary enzymatic removal of off-target sequence.

Mean Coverage across 2309 markers within a single sample



Histogram of coverage across each of the 2,309 SolCAP markers demonstrates evenness of enrichment across targets and coverage levels sufficient for genotyping calls. These data represent enrichment of a single tomato sample pooled with 95 others prior to hybridization. 25 ng of purified tomato DNA was used for each sample. Samples were index-tagged and pooled prior to hybridization and libraries were sequenced on an Illumina MiSeq with 20 cycles of Read 1 to sequence the 12 base UMI and 8 base sample index, and 75 cycles of Read 2 to sequence the targets.



# Combine the following NEBNext Direct Genotyping Solution components for optimal flexibility

NEB will develop and balance bait sets using purified genomic DNA from your source material. This allows us to optimize performance for your specific application, with the quality of DNA that is typically obtained. Individual baits are balanced according to empirical data, accelerating time while providing high performance.

PRODUCT	NEB #	SIZE
Sample Prep Kit	Coming Soon	96 reactions
Target Enrichment Kit	Coming Soon	8 reactions
NEBNext Direct GS Bait	Coming Soon	96 reactions



To discuss your application, please visit  
**[www.neb.com/forms/genotyping](http://www.neb.com/forms/genotyping)**,  
or email **[NEBNextDirect@neb.com](mailto:NEBNextDirect@neb.com)**.

## USA

New England Biolabs, Inc.  
Telephone (978) 927-5054  
Toll Free (USA Orders) 1-800-632-5227  
Toll Free (USA Tech) 1-800-632-7799  
Fax (978) 921-1350  
[info@neb.com](mailto:info@neb.com)  
[www.neb.com](http://www.neb.com)

## Australia

New England Biolabs (Australia) PTY  
Telephone: +61 (1800) 934218  
[info.au@neb.com](mailto:info.au@neb.com)

## Canada

New England Biolabs, Ltd.  
Toll Free: 1-800-387-1095  
[info.ca@neb.com](mailto:info.ca@neb.com)

## China

New England Biolabs (Beijing), Ltd.  
Telephone: 010-82378265/82378266  
[info@neb-china.com](mailto:info@neb-china.com)

## France

New England Biolabs France  
Telephone: 0800 100 632  
[info.fr@neb.com](mailto:info.fr@neb.com)

## Germany & Austria

New England Biolabs GmbH  
Free Call: 0800/246 5227 (Germany)  
Free Call: 00800/246 52277 (Austria)  
[info.de@neb.com](mailto:info.de@neb.com)

## Japan

New England Biolabs Japan, Inc.  
Telephone: +81 (0)3 5669 6191  
[info.jp@neb.com](mailto:info.jp@neb.com)

## Singapore

New England Biolabs, PTE. Ltd.  
Telephone +65 638 59623  
[sales.sg@neb.com](mailto:sales.sg@neb.com)

## United Kingdom

New England Biolabs (UK), Ltd.  
Call Free: 0800 318486  
[info.uk@neb.com](mailto:info.uk@neb.com)

[www.neb.com](http://www.neb.com)



One or more of these products are covered by patents, trademarks and/or copyrights owned or controlled by New England Biolabs, Inc. For more information, please email us at [gbd@neb.com](mailto:gbd@neb.com). The use of these products may require you to obtain additional third party intellectual property rights for certain applications.

Your purchase, acceptance, and/or payment of and for NEB's products is pursuant to NEB's Terms of Sale at [www.neb.com/support/terms-of-sale](http://www.neb.com/support/terms-of-sale). NEB does not agree to and is not bound by any other terms or conditions, unless those terms and conditions have been expressly agreed to in writing by a duly authorized officer of NEB.

yNEB133  
GENO – Version 1.0 –05/19